



NUDC KDMI 2021 Technical Guide

Disusun oleh Tech Team

Platform yang digunakan

Seluruh partisipan **wajib** masuk ke grup FB, WA, dan Discord Server



Zoom

Platform debat.



FB & WA Group

Kanal informasi *time-sensitive* (*draw, motion, dsb.*)



Discord

Casebuilding,
Constructive Feedback,
Backup untuk debat.



Teknis Zoom Building

Sistem ruangan serupa dengan lomba yang nyata, dimana para *debaters* akan melaksanakan lomba di *debate chamber* yang sudah ditentukan.

Terdapat 4 building:
A, B, C, dan D



Masing-masing building terdiri dari 7 breakout rooms yang merupakan *debate chamber*

Chamber memiliki nama **1-7**

Nama Chamber ruangan memiliki format seperti berikut:

[HURUF BUILDING].[NOMOR CHAMBER]

Contoh:

A2 → Berarti gedung **A** di ruangan **2**

B1 → Berarti gedung **B** di ruangan **1**

Room dan Building anda akan selalu berubah tiap ronde -
- jadi harap perhatian!

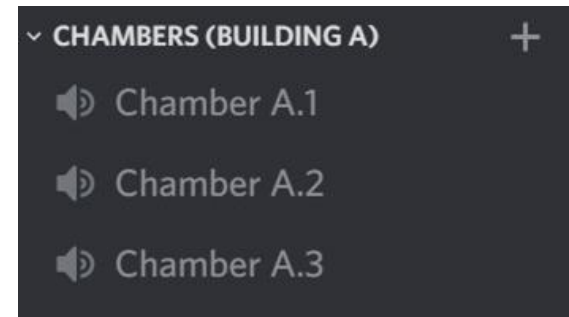
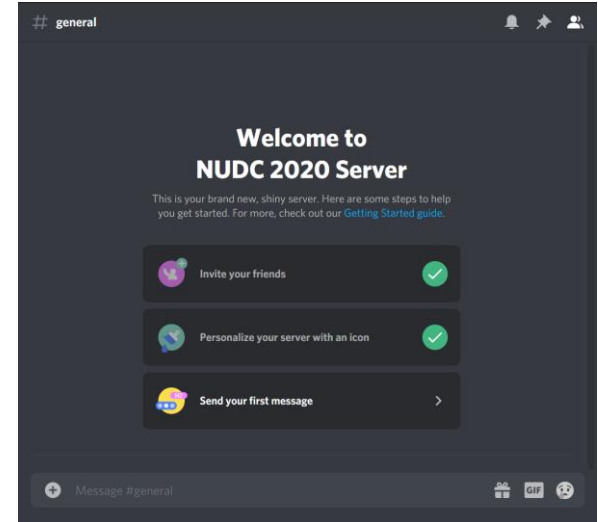
Ruangan Chamber bisa diakses melalui **TAB** (nudc-kdmi2021.herokuapp.com)

Nama Chamber pada tab merupakan **LINK** yang bisa di klik untuk ke ruangan yang sudah ditentukan

Teknis Discord Server

Terdapat 2 Jenis Channel dalam Discord Server:

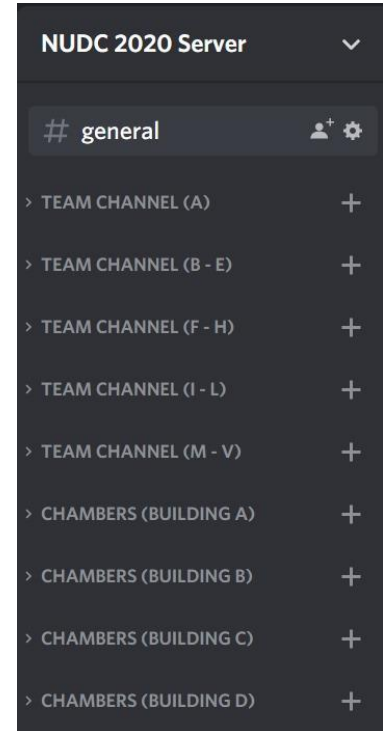
- a. **Text Channel (#general)** : Channel yang berfungsi untuk mengirimkan pesan tertulis singkat. Fungsi utama adalah untuk meminta constructive kepada juri
- b. **Voice Channels** : Channel yang berfungsi untuk melakukan panggilan suara.



Teknis Discord Server

Terdapat 2 Category dalam Discord Server:

- a. **Team Channel** : Berisi *voice channel* pribadi masing-masing tim untuk keperluan casebuild atau constructive
- b. **Chambers (Building)** : Masing-masing berisi 7 *voice channel* yang berfungsi sebagai *debate chamber* sesuai dengan tabulasi

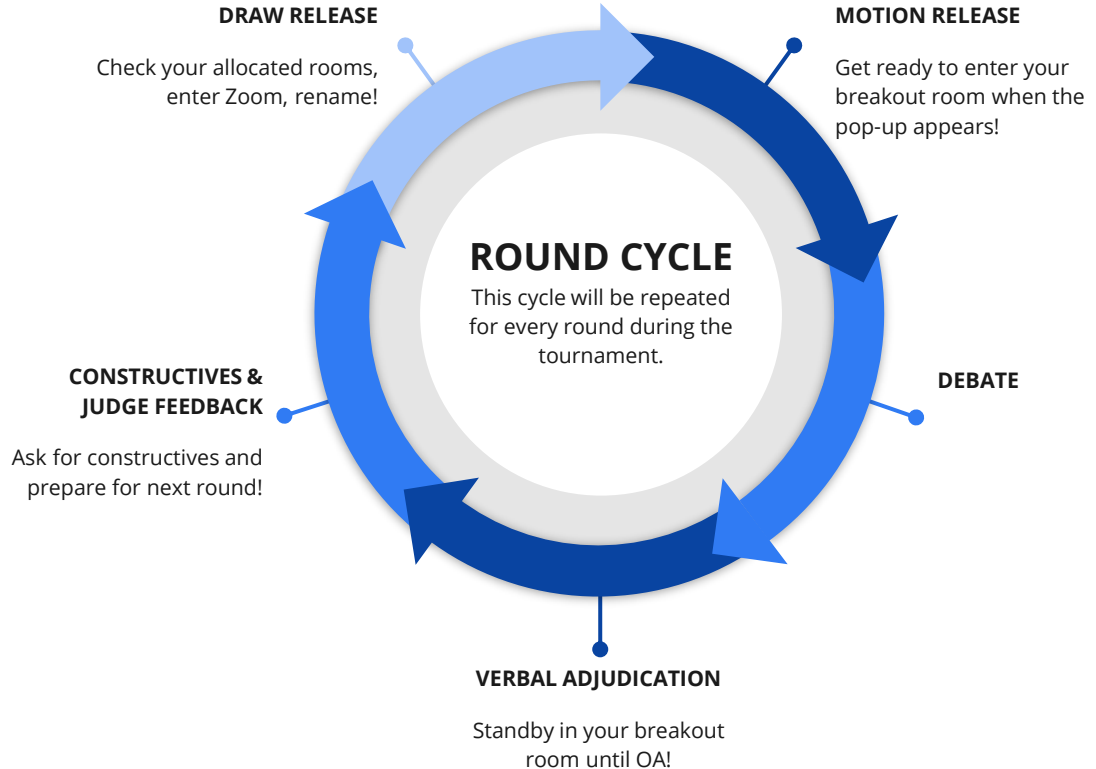


→ Debate Round Cycle

ROLL CALL / CHECK-IN

Will be done through everyone's **private URL** every morning.

Don't forget to check yourself in or we're going to drop you from the draw!



✓ Check-in

Dilakukan melalui Private URL yang telah dibagikan

Setiap **individu** wajib melakukan check-in
(bukan diwakilkan oleh tim)

Hanya **sekali setiap hari** tiap pagi (bukan setiap sebelum ronde!)

Wajib dilakukan **tepat waktu** (sebelum deadline)

Peserta tidak tepat waktu, tidak check in = **diskualifikasi**
(*dropped from tab*)

Private URL

for Andree Chandra (BINA NUSANTARA 1)

The URL of this page is personalised to you, Andree Chandra. **Do not share it with anyone**; anyone who knows this URL can submit results and/or feedback for your debates. You may bookmark this page and return here after each debate for the available actions.

✍ Check in >

✍ Submit Feedback >

Private URL

for Andree Chandra (BINA NUSANTARA 1)

🔔 You are now checked in.

The URL of this page is personalised to you, Andree Chandra. **Do not share it with anyone**; anyone who knows this URL can submit results and/or feedback for your debates. You may bookmark this page and return here after each debate for the available actions.

✍ Revoke check-in from 15 Aug 2020, 11:06 p.m. >

✍ Submit Feedback >



Draw Release

Draw akan dirilis di tab, dan akan diumumkan melalui WA dan FB group.

Anda memiliki **maks. 15 menit** untuk melakukan hal ini, secara berurutan:

1. **Masuk ke Zoom building** yang benar (klik pada ruangan pada halaman draw di tabulasi)
2. **Ubah display name** di dalam Zoom anda
 [Ronde] [Ruangan] [Posisi] [Nama Lengkap]
R3 B4 CO Elaine Chairmandy
R2 A1 Judge Mutiara Annisa

Standby di dalam ruangan. Tab team tidak bertanggung jawab atas konsekuensi yang terjadi atas kelalaian peserta.

In This Round (Dummy Round 1)

You are debating as the **closing government** team.

Your debate is in **1.1**.



Teams: [ATMA JAYA JKT 1](#) (opening government), [UI 1](#) (opening opposition), [BINA NUSANTARA 1](#) (closing government), [ITB 1](#) (closing opposition)

There are no panellists or trainees assigned to this debate.

Draw for Dummy Round 1

Scroll Speed

Find in Table

	06
1.1	 ATMA JAYA JKT 1



Change your Display Name


[Ronde] [Ruangan] [Posisi] [Nama Lengkap]

R3 B4 CO Elaine Chairmandy

R2 A1 Judge Mutiara Annisa

A team with joint device:

R3 B4 CO Elaine Chairmandy & Mutiara Annisa



Apakah boleh menggunakan satu device / komputer untuk kedua orang debater?

⇒ **Boleh**

Ubah display name di dalam Zoom anda menjadi
[Ronde] [Ruangan] [Posisi] [Nama Lengkap Kedua
orang]

Contoh: R3 B4 CO Elaine Chairmandy & Mutiara Annisa

Untuk mengindikasikan bahwa kedua debater telah hadir dalam Zoom Meeting



Motion Release & Casebuilding

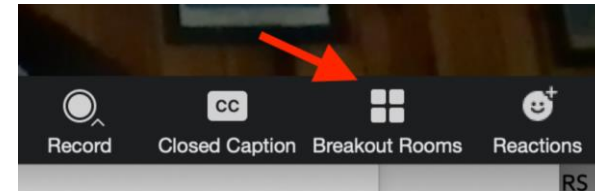
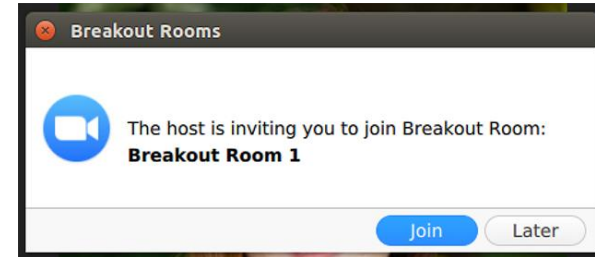
15 menit setelah waktu Draw Release, Motion Release akan dilakukan di tiap Zoom Building.

Waktu casebuilding adalah 15 menit dimulai dari waktu mosi dirilis.

Saat casebuilding mulai, setiap partisipan wajib untuk segera masuk ke dalam *breakout room*.

Tiap tim diperbolehkan untuk menggunakan media apapun untuk berdiskusi. (tersedia Discord Voice Channel khusus untuk tim anda, opsional)

Tim **tidak diperbolehkan** untuk berdiskusi dengan orang lain selain anggota tim.






Debate

Generally, online tournament will be similar to offline tournament. The judges will help guide you throughout the procedures, and please do not hesitate to ask for help!



Standby

Make sure you're on your breakout room by the time the debate starts! We will send swing teams if you're missing and uncontactable.

Introduce Yourself!

The judge(s) will ask everyone to introduce themselves. Please tell them your name, speaking position, gender pronoun (if any), and POI method preference (chat / unmute)

Delivering your Speech

When it's your turn to deliver a speech, please do a check first to make sure everyone can hear you ("*am I audible?*"). The judge will keep the time, but please time yourself too!

Offering POI

Make sure to follow everyone's POI method -- be it through Zoom chat or verbally (quick unmute)!

After the Debate

Please be on standby on your breakout room and wait for Oral Adjudication (OA)!

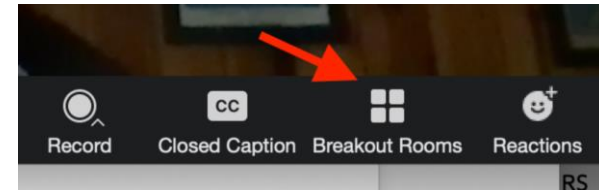
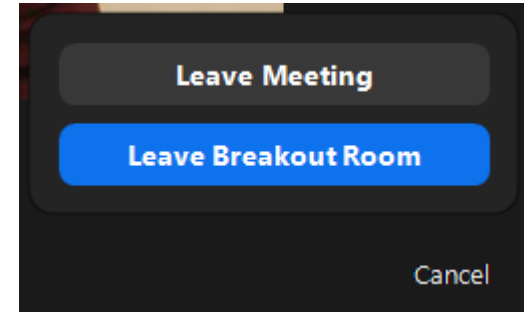


After Debate

Semua debater **wajib keluar dari breakout room** (bukan dari meeting!) sementara para juri tinggal di dalam breakout room dan berdiskusi.

Tunggu di main room hingga chair adjudicator anda keluar dari breakout room dan memanggil anda untuk kembali untuk mendengarkan **verbal adjudication**.

DEBATER harap standby di depan perangkat masing-masing dan menyalakan audio karena akan dipanggil oleh chair kapan saja melalui suara.





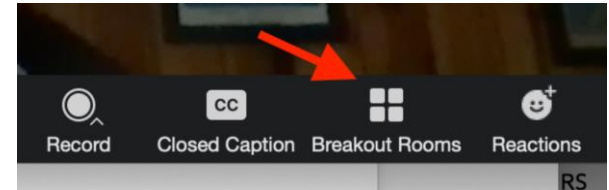
Verbal Adjudication

Saat chair adj anda memanggil anda untuk kembali ke main room, segera kembali ke breakout room anda dengan menekan tombol breakout rooms

Segera masuk ke ruangan

Akan ada **1 orang** dari pihak juri yang akan memberikan penjelasan terkait debat yang telah berjalan.

Perhatikan verbal adjudication dari juri anda dan **siapa** yang memberikan verbal adjudication tersebut.





Judge Feedback

Setelah mendengarkan **Verbal Adjudication**, tiap tim wajib memberikan judge feedback kepada juri yang memberikan verbal adjudication melalui

Private URL > Submit Feedback

Perhatikan siapa yang memberikan verbal di ruangan anda! Jangan memberikan skor ke orang yang salah (catat nama orang tersebut)

Feedback hanya untuk **1 juri yang memberikan verbal**

Wajib dilakukan **segera setelah verbal adjudication** diberikan.

Cukup perwakilan tim saja, tidak perlu kedua orang mengisi.

Private URL

for Andree Chandra (Swing 1)

The URL of this page is personalised to you, Andree Chandra. **Do not share it with anyone**; anyone who knows this URL can submit results and/or feedback for your debates. You may bookmark this page and return here after each debate for the available actions.

 Check in >

 **Submit Feedback** >

This tournament expects you to submit feedback **only on the adjudicator who delivered the adjudication**. Do not submit feedback on other adjudicators.

Target

-- Adjudicators --
 -- Adjudicators --
Dummy Round 1
 Elaine Chairmandy (chair gave oral)
 Beauty Ariel (panellist gave oral as chair rolled)




Constructives

Apabila ada waktu luang di antara dua ronde, tim diperbolehkan menghubungi juri via Discord untuk mendapatkan masukan-masukan.

Mention juri anda di #general text channel di Discord



Debater Andree Chandra Today at 9:48 PM

[@Judge Leonardus Hans](#) can we ask for constructives for round 1 please? we will be waiting in our voice channel (Chandra - Chairmandy)



Apa yang akan terjadi apabila anda belum masuk ke dalam Zoom Building saat Motion Launch dilakukan?

Kami tidak akan menunggu siapapun dan akan melangsungkan *Motion Launch* sesuai dengan jadwal (15 menit setelah *Draw Release*)

Namun anda tetap diperkenankan untuk masuk ke dalam Zoom Building selama debat belum dimulai / waktu *case building* belum berakhir.



Apa yang terjadi apabila anda masih belum masuk ke dalam Zoom Building hingga saatnya debat dimulai?

Kami akan mengganti anda dengan swing team, dan anda akan didiskualifikasi dari ronde tersebut

Anda diperkenankan untuk bergabung kembali di ronde selanjutnya



Apa yang harus anda lakukan ketika koneksi anda terputus dari Zoom?

1. Segera coba masuk kembali (*reconnect*)
2. Hubungi Tab Team melalui WhatsApp / Discord apabila masih mengalami kendala
3. Anda memiliki waktu 2 menit untuk kembali masuk ke Zoom Building anda
4. Instruksi lebih lanjut akan diberikan oleh *chair adjudicator* di ruangan anda.



NUDC KDMI 2021 Tab Briefing

Konten Slide

Seluruh konten presentasi hari ini dapat diakses di

linktr.ee/andreesc15

(atau scan QR code di samping)





Content

Draw

Step-by-step for judges

Step-by-step for debaters

Frequently Asked Questions (FAQ)

Contact person



Draw

Draw will be available through

1. Displayed on each Zoom buildings
1. Public link (nudc-kdmi2021.herokuapp.com)
this has important things e.g. motions, draw, etc.

Please take notes of your chamber, positions, opponents.



Judges

○ □ = Trainee

○ © = Chair

Judge allocations may be subject to change even after the draw has rolled.



Step-by-step for judges

Judges, do this in every round, in order:

1. Adjudicate, decide. You only have **max. 20 minutes** to discuss and complete the ballot.
2. Fill in and submit your ballot clearly and cautiously.
There will be **2 e-ballot** that you need to submit,
 1. Submit your **e-ballot on tabbycat** via private link;
 2. Fill in the **personalized google form ballot** and submit it.



Tabbycat E-Ballot

How to submit your Tabbycat e-ballot:

E-ballot are available thru the private links distributed to your email.

Contact us ASAP if you haven't received it yet.

DO NOT SHARE THAT LINK TO ANYONE

(it's called private for some reasons)

If you're not judging alone: **Chair please submit the ballots.**

(it's a consensus ballot -- 1 ballot for each group of judges)



Contoh e-ballot (Live Demo)

Debate Information

No speakers spoke twice (no 'iron-person' speeches)

Google Form Ballot

1. The Google Form ballot will be personalized and sent to your email as well.
2. Fill in the Google Form ballot completely:
 - a. **Your email address**
 - b. **Your name** (as seen on tab)
 - c. **Speaker scores for each speaker**
 - d. **Ranking**
1. Please fill the Google Form ballot carefully, pay close attention to the speaker's role (don't fill the score on the wrong slot)
2. Submit the form by clicking the "Submit" button and the end of the form.



Google Form Ballot (live demo)

NUDC 2020 Google Ballots

* Required

Email address *

andrees.chandra@gmail.com

Your Name *

Andree Sulistio Chandra

PM Score? *

Your answer

 This is a required question

DPM Score? *

Your answer

OG Rank? *

- First (1st)
- Second (2nd)
- Third (3rd)
- Fourth (4th)



Step-by-step for Chair Adjudicator

All chair adjudicators will submit feedback for their panels & trainees

Submit your feedback using the private URL given to you **AS SOON AS POSSIBLE** after finished assessing panels/trainees!!

Check “**Feedback Progress**” screen for missing submissions.



Step-by-step for Debaters

All teams will submit feedback for the **oralist** (the one giving the verbal)

Submit your feedback using the private URL given to you **AS SOON AS POSSIBLE** after the verbal is given!!

Check “**Feedback Progress**” screen for missing submissions.



FREQUENTLY ASKED QUESTIONS

we hope this will help you and answer all of your questions.



I do not know what will I be, where will I go?

Check nudc-kdmi2021.herokuapp.com

(if it's not there, it might not be updated yet. Try refreshing it, or opening it in incognito mode)



I don't have my private link yet. What do I do?

Check your email. It might be there.
Check your spam folder.

Email / WhatsApp the tab team with your name and your institution you represent and we will send it to you.



I put the wrong score for my judge/panel. What do I do?

Just re-submit the feedback for that particular judge through the same link, same method. It will override your previous score to that particular judge/panel/trainee.



I am a trainee. I don't have to judge that round ... right?

NO. you need to judge the round too.

There's possibility of getting **promoted** if you do well during rounds, get better scores, and increase your averages.




I am a panel/trainee. Who should I give Judge feedback to?

Noone.

Only chair gives judge feedback to their panel/trainee.

And teams to their orallist.



I am a panel/trainee. Do I have to submit ballots too?

No.

Only chairs submit ballots.



Contact Person

Tabulation and Tech Director:

- Andree Sulistio Chandra (087727061997)
- Elaine Chairmandy Afla (081287223668)
- Email: nudc2020official@gmail.com